






999.00 EUR  
incl. 19% VAT, plus [shipping](#)

- 2cm height !
- Mini-PCI Express !
- Hyper-Threading !
- 10-19VDC Input !



**Support:**  [Specifications](#) |  [Manual \[EN\]](#) | [Drivers](#)

This board is produced by MITAC, the OEM producer of Intel DN2800MT. This board is identical with Intel DN2800MT (even BIOS-compatible) and available until at least 2018.

- Successor model of Intel D945GSEJT mainboard
- Dual-core Atom with Hyper Threading

- Slim form factor; <20mm z-height
- Meets channel All-In-One specification
- ExpressCard/34 adapter option (mobile ecosystem compatibility) via PCIe mini Card
- Supports new Mobile SATA (SSD) card via full-length PCIe Mini Card
- Supports Z-U130 flash drive
- Wide-range (10-19V) input voltage tolerance
- High current rating (up to 1.3A) on two back-panel USB ports

Name	Mitac PD11TI (Intel DN2800MT-E)
Form Factor	Mini-ITX Mainboard
CPU	Intel® Atom™ N2800 (2x 1.86GHz) 1MB Cache, With Hyper-Threading
Chipset	Intel NM10 Express
Graphics	VGA + HDMI + LVDS + eDP
Memory	2x SO-DDR3 800/1066, 4GB max, Single channel
LAN	1x Intel 10/100/1000 MBit
Connectors (rear)	<ul style="list-style-type: none"> <li>- 4x USB 2.0 (2x with High-Current 1.3A)</li> <li>- 1x LAN RJ-45</li> <li>- 2x Audio</li> <li>- 1x HDMI</li> <li>- 1x VGA</li> <li>- 1x DC-In (10-19V)</li> </ul>
Audio	2+2 Channel HD Audio
Connectors (internal)	<ul style="list-style-type: none"> <li>- 2x SATA-II (3GB/s)</li> <li>- 4x USB 2.0</li> <li>- 1x PCIe</li> <li>- 2x Mini-PCIe</li> <li>- Front Audio</li> <li>- SPDIF</li> <li>- 1x LPT</li> <li>- 2x RS232</li> <li>- LVDS (Dual 24bit)</li> <li>- eDP (4-lane 24bit)</li> <li>- Z-U130 Flash Drive support</li> <li>- Mobile SATA (SSD) support via Mini-PCIe</li> <li>- ExpressCard/34 support via Mini-PCIe</li> </ul>
Included	<ul style="list-style-type: none"> <li>- Mitac PD11TI (DN2800MT-E) Mainboard (with 2x 1.86Ghz Atom CPU)</li> <li>- I/O ATX rear plate (Thin + Standard)</li> <li>- 1x SATA cable</li> </ul>

**Note :**

- If you do not get picture on DSUB-15 VGA, then press CTRL+ALT+F1